

DISNEY DREAM & DISNEY FANTASY DECK PLANS



Exact amenities described may vary slightly depending on stateroom location. Stateroom Categories subject to change.



CONCIERGE ROYAL SUITE WITH VERANDAH (Category R)
One master bedroom with queen-size bed, one wall pull-down double bed, and one wall pull-down single bed in living room, two bathrooms, rain shower, whirlpool tub, living room, dining salon, pantry, wet bar, walk-in closets.
SLEEPS 5 • 1,781 SQ. FT., INCLUDING VERANDAH



CONCIERGE 1-BEDROOM SUITE WITH VERANDAH (Category T)
One bedroom with queen-size bed, living area with double convertible sofa, one wall single pull-down bed in living room, walk-in closets, whirlpool tub, wet bar, two bathrooms with rain shower, private verandah.
SLEEPS 5 • 622 SQ. FT., INCLUDING VERANDAH




CONCIERGE FAMILY OCEANVIEW STATEROOM WITH VERANDAH (Category V)
Queen-size bed, double convertible sofa, upper berth pull-down bed, full bath with round tub and shower, plus half bath.
SLEEPS 5 • 306 SQ. FT., INCLUDING VERANDAH



DELUXE FAMILY OCEANVIEW STATEROOM WITH VERANDAH (Category 4)
Queen-size bed, single convertible sofa, wall pull-down bed (in most) and upper berth pull-down bed (in some), split bath with round tub and shower.
SLEEPS 4-5 • 299 SQ. FT., INCLUDING VERANDAH



DELUXE OCEANVIEW STATEROOM WITH VERANDAH (Categories 5, 6 and 7)
Queen-size bed, single convertible sofa, upper berth pull-down bed (if sleeping four), split bath with tub and shower.
SLEEPS 3-4 • 246 SQ. FT., INCLUDING VERANDAH



DELUXE FAMILY OCEANVIEW STATEROOM (Category 8)
Queen-size bed, single convertible sofa, wall pull-down bed (in most) or upper berth pull-down bed (in some), split bath with round tub and shower (in most).
SLEEPS 3-5 • 241 SQ. FT.



DELUXE OCEANVIEW STATEROOM (Category 9)
Queen-size bed, single convertible sofa, upper berth pull-down bed (in some), split bath with tub and shower.
SLEEPS 3-4 • 204 SQ. FT.



DELUXE INSIDE STATEROOM (Category 10)
Queen-size bed, single convertible sofa, upper berth pull-down bed (in some), split bath with tub and shower.
SLEEPS 3-4 • 204 SQ. FT.



STANDARD INSIDE STATEROOM (Category 11)
Queen-size bed, single convertible sofa, upper berth pull-down bed (in some), bath with tub and shower.
SLEEPS 3-4 • 169 SQ. FT.

CATEGORIES

Deck 13

Deck 12

Deck 11

Deck 10

Deck 9

Deck 8

Deck 7

Deck 6

Deck 5

Deck 4

Deck 3

Deck 2

Deck 1

R Concierge Royal Suite with Verandah

T Concierge 1-Bedroom Suite with Verandah

V Concierge Family Oceanview Stateroom with Verandah

4A Deluxe Family Oceanview Stateroom with Verandah

4B Deluxe Family Oceanview Stateroom with Verandah

4C Deluxe Family Oceanview Stateroom with Verandah

4D Deluxe Family Oceanview Stateroom with Verandah

4E Deluxe Family Oceanview Stateroom with Verandah

5A Deluxe Oceanview Stateroom with Verandah

5B Deluxe Oceanview Stateroom with Verandah

5C Deluxe Oceanview Stateroom with Verandah

5D Deluxe Oceanview Stateroom with Verandah

5E Deluxe Oceanview Stateroom with Verandah

6A Deluxe Oceanview Stateroom with Verandah

6B Deluxe Oceanview Stateroom with Verandah

7A Deluxe Oceanview Stateroom with Navigator's Verandah

8A Deluxe Family Oceanview Stateroom

8B Deluxe Family Oceanview Stateroom

8C Deluxe Family Oceanview Stateroom

8D Deluxe Family Oceanview Stateroom

9A Deluxe Oceanview Stateroom

9B Deluxe Oceanview Stateroom

9C Deluxe Oceanview Stateroom

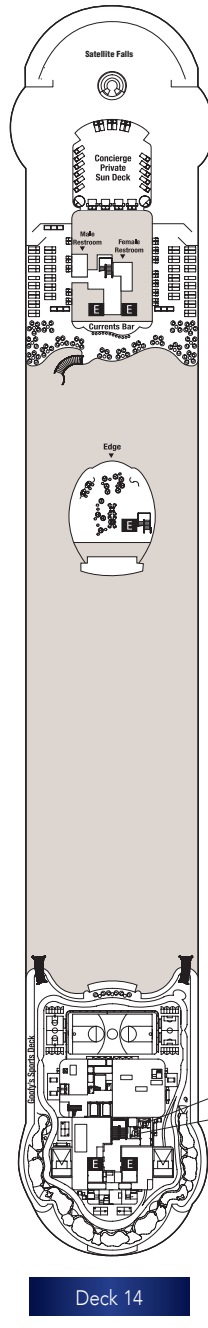
9D Deluxe Oceanview Stateroom

10A Deluxe Inside Stateroom

11A Standard Inside Stateroom

11B Standard Inside Stateroom

11C Standard Inside Stateroom



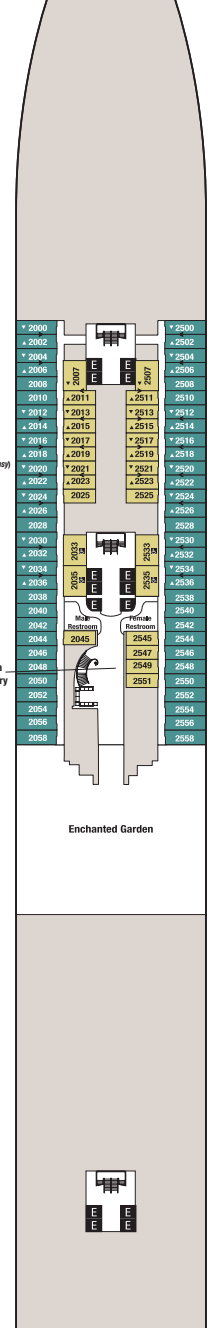
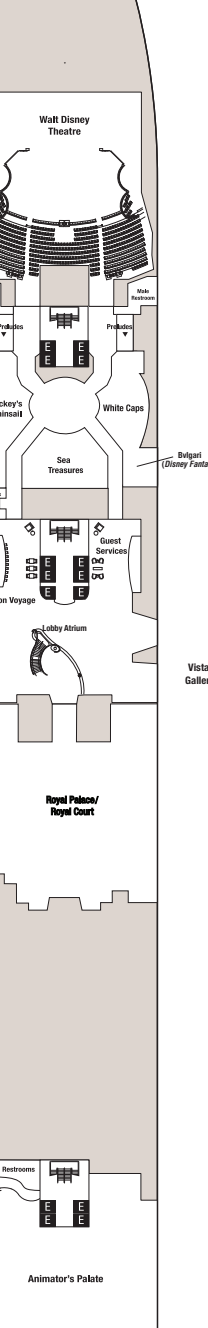
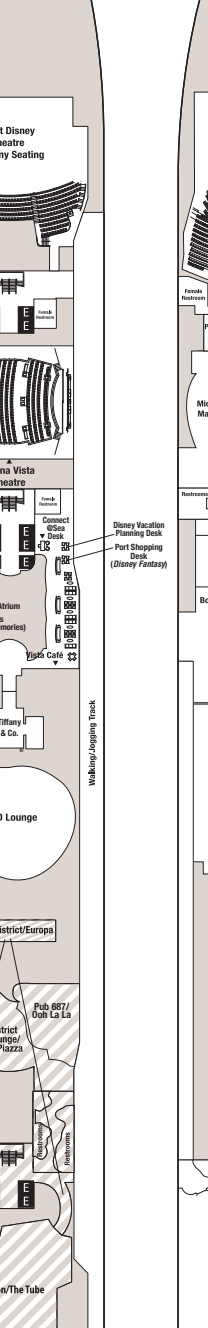
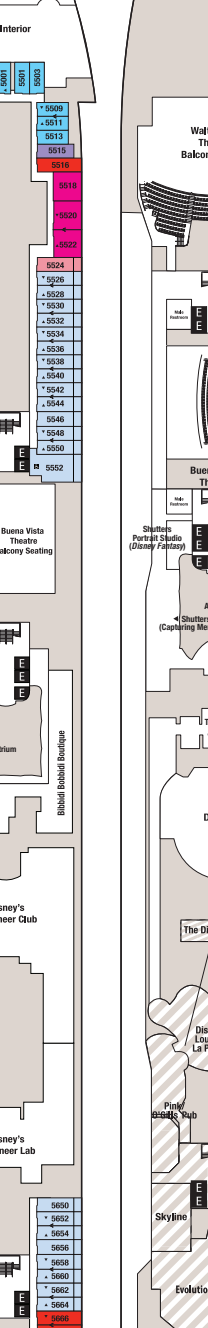
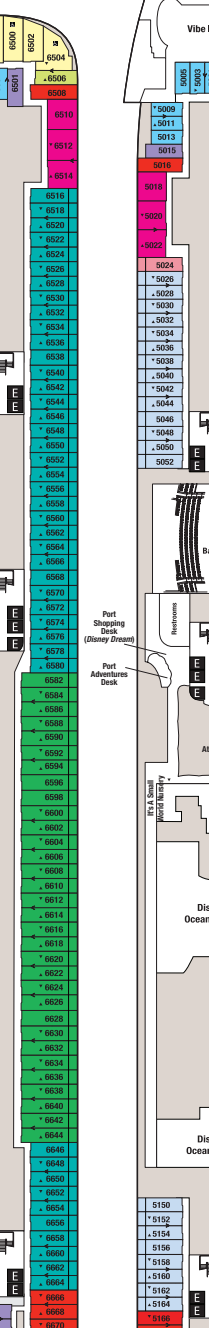
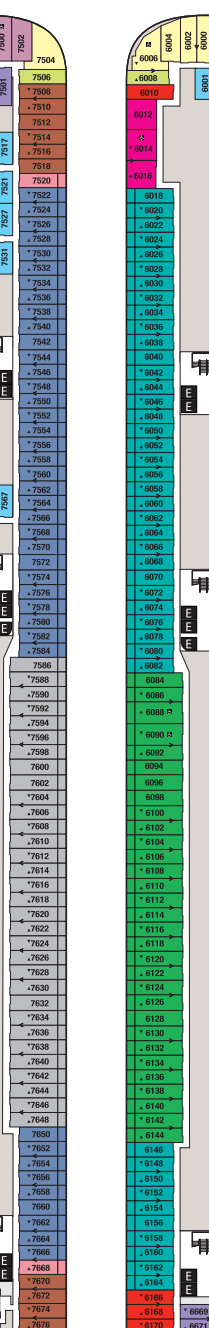
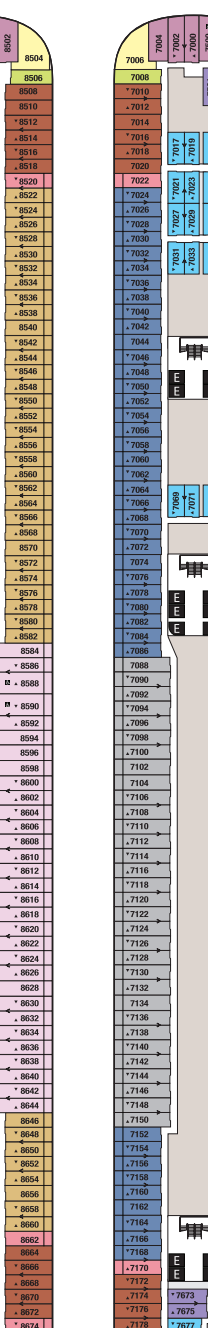
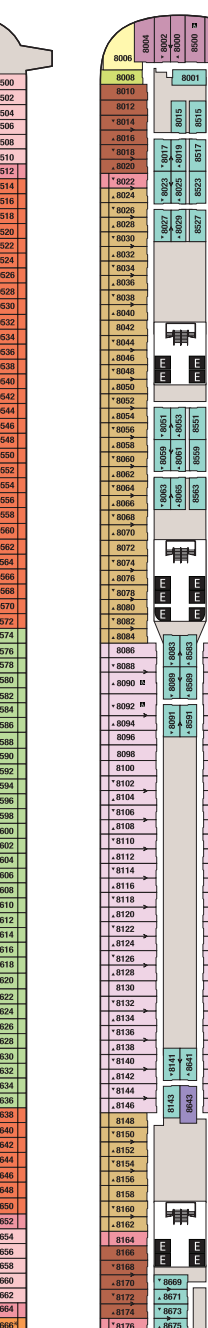
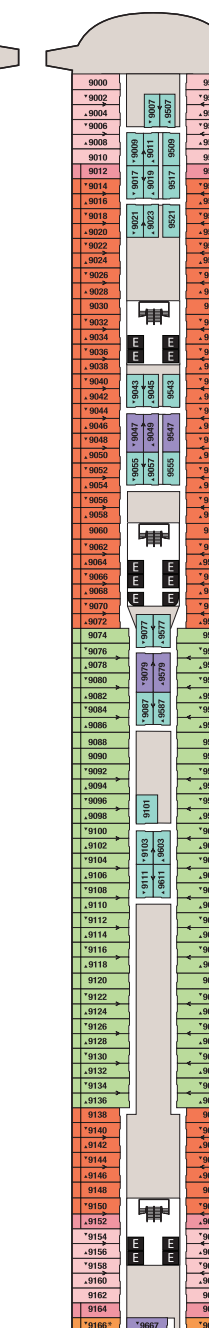
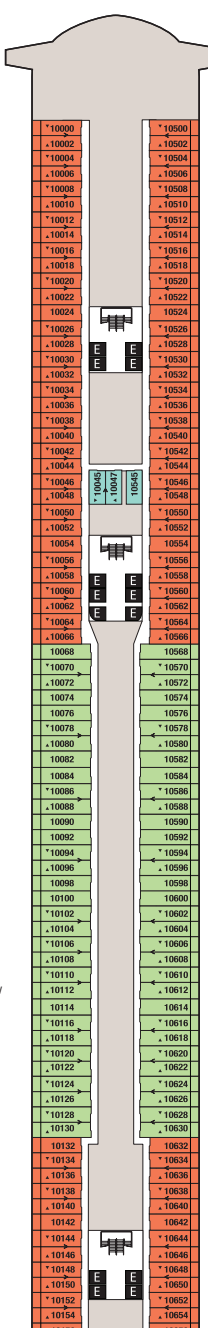
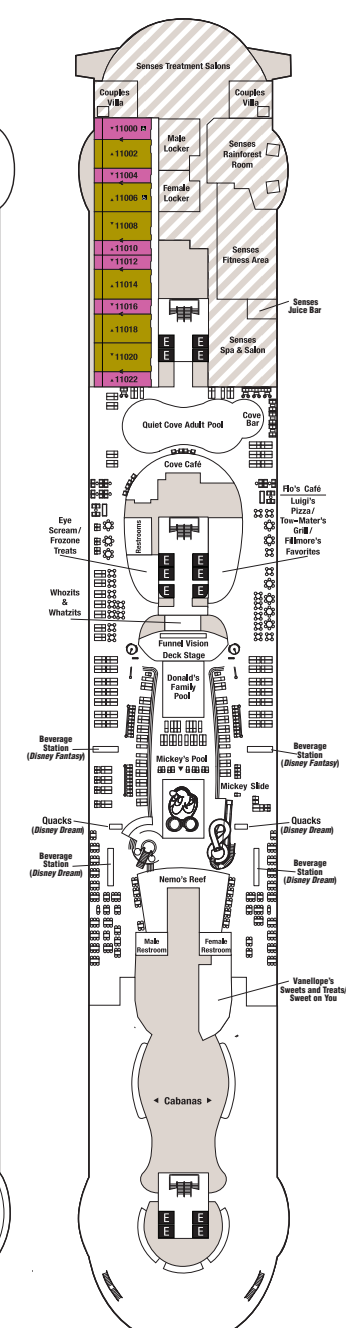
Deck 14



Accessible Staterooms
Elevator
Solid White Wall Verandah

Connecting Staterooms

Note: All public restrooms offer wheelchair accessible facilities



OVERALL LENGTH: 1,115 FEET • GROSS TONNAGE: 130,000 • 1,250 STATEROOMS
SHIPS' REGISTRY: THE BAHAMAS • HOME PORT: PORT CANAVERAL