

Port of Call
JUNEAU


DISNEY CRUISE LINE®



FROM YOUR DISNEY CRUISE LINE
OFFICERS & CREW

Here's your chance to explore
and discover the individual character
that makes each port of call a special one.

Welcome



WHAT TO See and Do

PLACES TO EXPLORE

Brimming with natural wonders, museums and the historic sites, Juneau, Alaska is sure to provide a memorable stopover during the family vacation of a lifetime.

MOUNT ROBERTS TRAMWAY

Conveniently located next to the cruise ship dock, Mount Roberts Tramway offers tramcars that transport Guests to an observation deck approximately 2,000 feet above Juneau for an unforgettable bird's eye view of the city. Guests can also hike on one of the many trails, shop at the gift shop, explore the nature center or dine at the restaurant and bar.

MENDENHALL GLACIER

An enormous ice-field which flows down a valley incline to the edge of a lake, Mendenhall Glacier is something that has to be seen to be believed. Located 13 miles from Juneau's city center, this natural wonder is half a mile wide and up to 1,800 feet deep; the glacier's blue appearance makes the spectacle even more unforgettable. An onsite glacier museum, education exhibits, videos and park ranger seminars make this a must-see for the entire family.

ALASKA STATE MUSEUM

In operation since 1900, this historic, 2-story museum paints a wondrous picture of Alaska's history, thanks to an exhaustive collection of artifacts and exhibits detailing the state's native people, the city's mining and fishing heritage and the natural wildlife that calls Alaska home.

RED DOG SALOON

Billed as the oldest man-made tourist attraction in Juneau, the Red Dog Saloon was built during the city's mining era and displays Wyatt Earp's gun which he allegedly checked but forgot to claim on his way to Nome.

MACAULAY SALMON HATCHERY

Get an up-close look at how salmon eggs are harvested and fertilized thanks to an aquarium tank that offers glimpses of how salmon fight their way up a 450-foot fish ladder, from mid-June through October. In May and June, you can even feed salmon smolts.

GLACIER GARDENS

Escape to this awe-inspiring 50-acre botanical garden located 8 miles north of Juneau. Brimming with countless rare flowers and plants, still ponds, rushing waterfalls and winding walking paths, Glacier Gardens is an unspoiled oasis amid the natural splendor of Alaska that should not be missed.

THE SHRINE OF ST. THERESE

Dedicated to St. Therese of Lisieux, the patron saint of Alaska, this 60-year old site includes a stone chapel, a small stone labyrinth and a gift shop. Located on a tiny island (easily reached by a causeway) 9 miles from Juneau's dock, it offers all who visit a serene sojourn, as well as views of nearby Lynn Canal.









1.1 miles from Dock to Mt. Roberts Trailhead and 0.75 miles beyond to Perseverance Trailhead and the Last Chance Mining Museum



JUNEAU

-  Buildings of Interest
-  Tourist Information Center
-  Post Office
-  Restrooms

USS Juneau Memorial
This anti-aircraft cruiser was christened by the Mayor's wife in 1942 and sunk that same year in World War II combat.

Cruise Ship Dock