


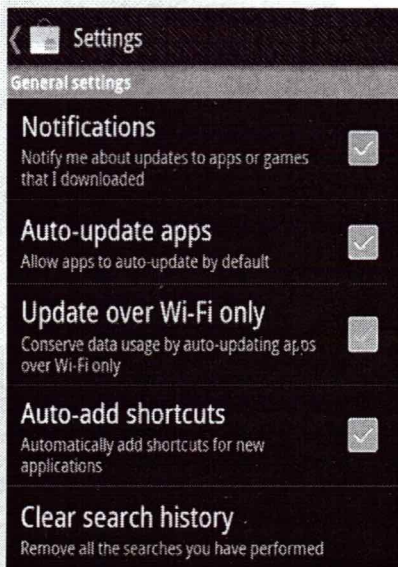
# Connect @ Sea



## Minimizing Data Consumption (Android)

1

**SETTINGS:** Play Store -Update over WI-FI - **UNCHECK**



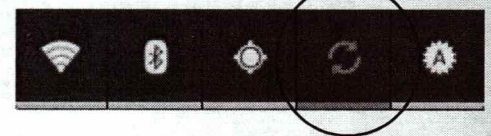
2

**SETTINGS:** Play Store – Auto-update - **UNCHECK**



3

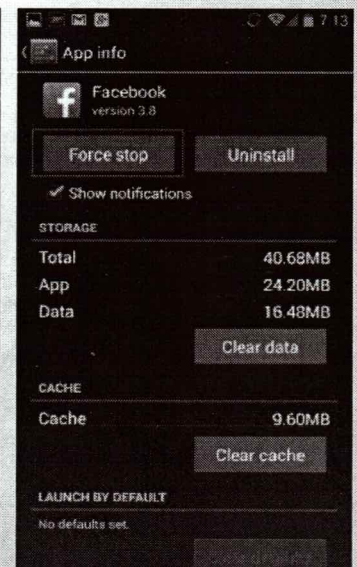
Turn off Auto-Sync



4

### Turn Off Background Refresh Apps

**SETTINGS:** Application Manager - Select the app you want to disable, and press **FORCE STOP**.



On some Android devices, you can also view all your running apps by holding down the Home button. All your running apps will appear. To disable one, simply swipe the app to the right. Or, to deactivate all apps, select the Storage button on the bottom left, and then select Active Applications. Press End All.