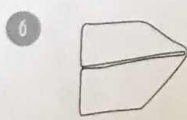
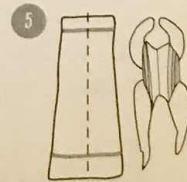
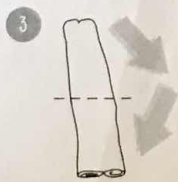
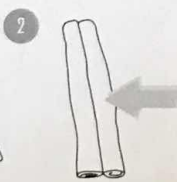
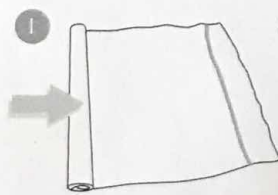
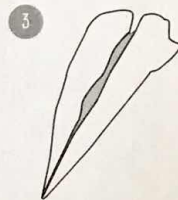
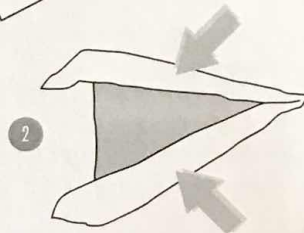

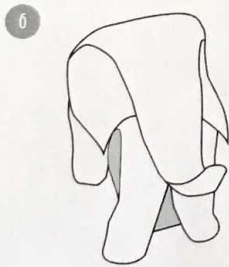
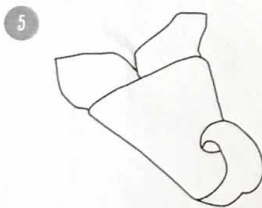
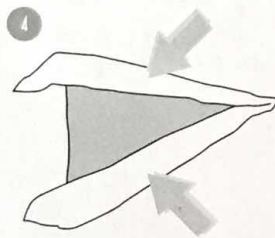
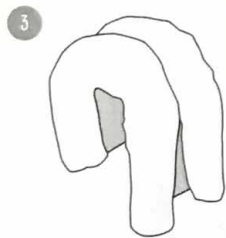
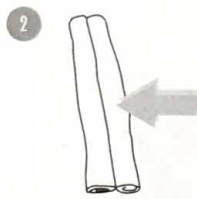
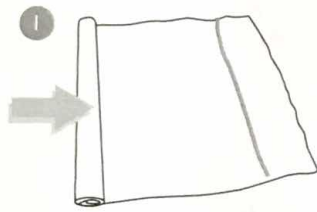


# EXPERIENCE THE MAGIC

## —TOWEL FOLDING—

MONKEY, SWAN, ELEPHANT, DOG & LOBSTER



## SWAN

1. Fold a bath towel in half.
2. Start rolling the top right corner diagonally towards the bottom left corner until it meets the center of the right hand side.
3. Do the same with the bottom right corner. Roll up until it meets the above roll.
4. The rolls will be forming a sideways V-shape.
5. Bring the two rolls together until they meet and turn over.
6. Fold back the narrow end and make into an S-shape to form the head and neck of the swan.



## ELEPHANT

1. Lay a bath towel flat.
2. Roll both the left and right side into the center (cross-wise).
3. Fold the towel in half to create a U-shape.
4. Pull the points at the four corners.
5. Take hold of the four pointed ends and stretch outwards.
6. Take a hand towel and lay flat.
7. Starts rolling the top right corner diagonally towards bottom left until it meets the center of the right hand side.
8. Do the same with the bottom right corner. Roll up until it meets the above roll.
9. The rolls will be forming a sideways V-shape.
10. Bring the two rolls together until they meet and turn over.
11. After forming the narrow end as the trunk, place on top of the bath towel.



## DOG

1. Lay a bath towel flat.
2. Roll both the left and right hand sides into the center.
3. Arrange the rolls into a U-shape positioning.
4. Pull the pointed ends from the four corners of the towel.
5. Take hold of the four pointed ends and stretch outwards.
6. Take a hand towel and make a three fold length-wise.
7. Take the top edge and fold over at the center on the diagonal.
8. Take the bottom edge and fold up to the center on the diagonal to form a point.
9. Turn over the towel and fold both of the long pieces over the front triangle shape to form the ears.
10. Fold the pointed end under, then using both hands, bring the diagonals together.
11. Place the ears on top of the bath towel at the point of curve in the U-shape.



## LOBSTER

1. Lay a bath towel flat.
2. In the middle 1/3 of the towel, make seven pleats and move the edges to form a curved shape.
3. Pull the left hand side of the towel, which is currently still flat into the shape of a fan.
4. Shape the unfolded section of the towel on the right hand side to form the pinchers

