




# DR. FACILIER



1. Cut out pieces along dotted lines
2. Fold along brim of hat between red and blue areas
3. Tape or glue hat band and feather to spot **A**
4. Punch holes in sides of mask and thread string through to hold on face



*Princess  
Liana*



1. Cut out pieces along dotted lines
2. Tape or glue center of flower **A** on top of flower **C**
3. Tape or glue center of flower **B** on top of flower **C**
4. Slightly fold up edges of flower petals and tape or glue to spot **D** on mask
5. Punch holes in sides of mask and thread string through to hold on face



*Maxwell*



1. Cut out both halves of crown along dotted lines
2. Tape or glue tabs **A** together for form a single strip
3. Fit crown to head and tape or glue remaining tabs **B** to close loop